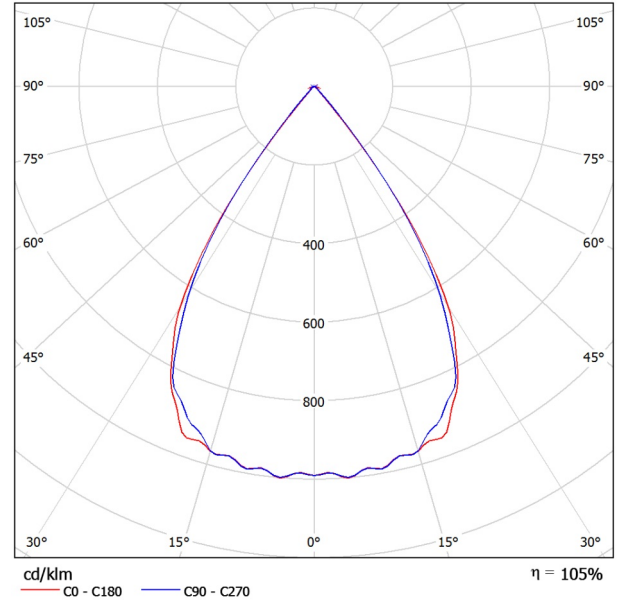


Operator
Telephone
Fax
e-Mail

GlacialLight GL-BL60-WW-3000K-70D-Lens-with lampshade / Luminaire Data Sheet

Luminous emittance 1:

See our luminaire catalog for an image of the luminaire.



Luminaire classification according to CIE: 100
CIE flux code: 98 99 99 100 107

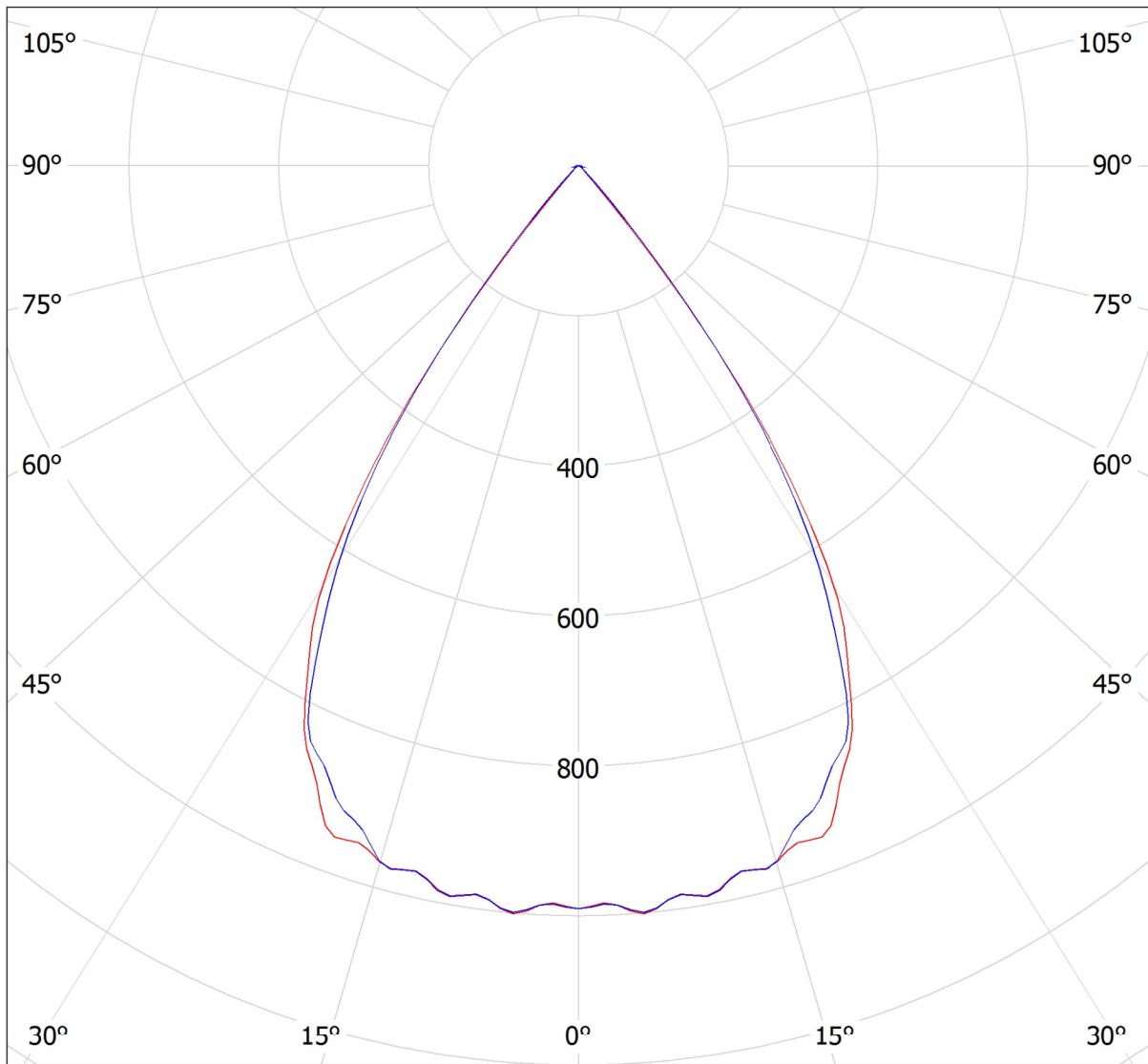
Luminous emittance 1:

Glare Evaluation According to UGR											
ρ Ceiling	70	70	50	50	30	70	70	50	50	30	
ρ Walls	50	30	50	30	30	50	30	50	30	30	
ρ Floor	20	20	20	20	20	20	20	20	20	20	
Room Size X Y	Viewing direction at right angles to lamp axis					Viewing direction parallel to lamp axis					
2H	2H	17.4	18.0	17.6	18.2	18.4	17.3	18.0	17.6	18.2	18.3
	3H	17.3	17.8	17.5	18.1	18.3	17.2	17.8	17.5	18.0	18.3
	4H	17.2	17.8	17.5	18.0	18.3	17.1	17.7	17.4	18.0	18.2
	6H	17.1	17.7	17.5	17.9	18.2	17.1	17.6	17.4	17.9	18.2
	8H	17.1	17.6	17.4	17.9	18.2	17.1	17.6	17.4	17.9	18.2
4H	12H	17.1	17.6	17.4	17.9	18.2	17.0	17.5	17.4	17.8	18.1
	2H	17.2	17.7	17.5	18.0	18.2	17.1	17.7	17.4	17.9	18.2
	3H	17.0	17.5	17.4	17.8	18.1	17.0	17.5	17.3	17.8	18.1
	4H	17.0	17.4	17.4	17.7	18.1	17.0	17.4	17.3	17.7	18.0
	6H	16.9	17.3	17.3	17.6	18.0	16.9	17.3	17.3	17.6	18.0
8H	8H	16.9	17.2	17.3	17.6	18.0	16.9	17.2	17.3	17.6	18.0
	12H	16.9	17.2	17.3	17.6	18.0	16.9	17.2	17.3	17.6	18.0
	4H	16.9	17.2	17.3	17.6	18.0	16.9	17.2	17.3	17.5	17.9
	6H	16.8	17.1	17.3	17.5	17.9	16.8	17.1	17.3	17.5	17.9
	8H	16.8	17.0	17.3	17.5	17.9	16.8	17.0	17.3	17.5	17.9
12H	12H	16.8	16.9	17.3	17.4	17.9	16.8	17.0	17.3	17.4	17.9
	4H	16.9	17.1	17.3	17.5	17.9	16.8	17.1	17.3	17.5	17.9
	6H	16.8	17.0	17.3	17.4	17.9	16.8	17.0	17.3	17.4	17.9
8H	16.8	16.9	17.3	17.4	17.9	16.8	16.9	17.3	17.4	17.9	
Variation of the observer position for the luminaire distances S											
S = 1.0H	+5.9 / -10.8					+5.6 / -8.9					
S = 1.5H	+8.7 / -10.9					+8.4 / -9.5					
S = 2.0H	+10.7 / -11.8					+10.4 / -9.9					
Standard table	BK00					BK00					
Correction Summand	-1.0					-1.0					
Corrected Glare Indices referring to 5900lm Total Luminous Flux											

Operator
Telephone
Fax
e-Mail

GlacialLight GL-BL60-WW-3000K-70D-Lens-with lampshade / LDC (Polar)

Luminaire: GlacialLight GL-BL60-WW-3000K-70D-Lens-with lampshade
Lamps: 1 x Bay Light



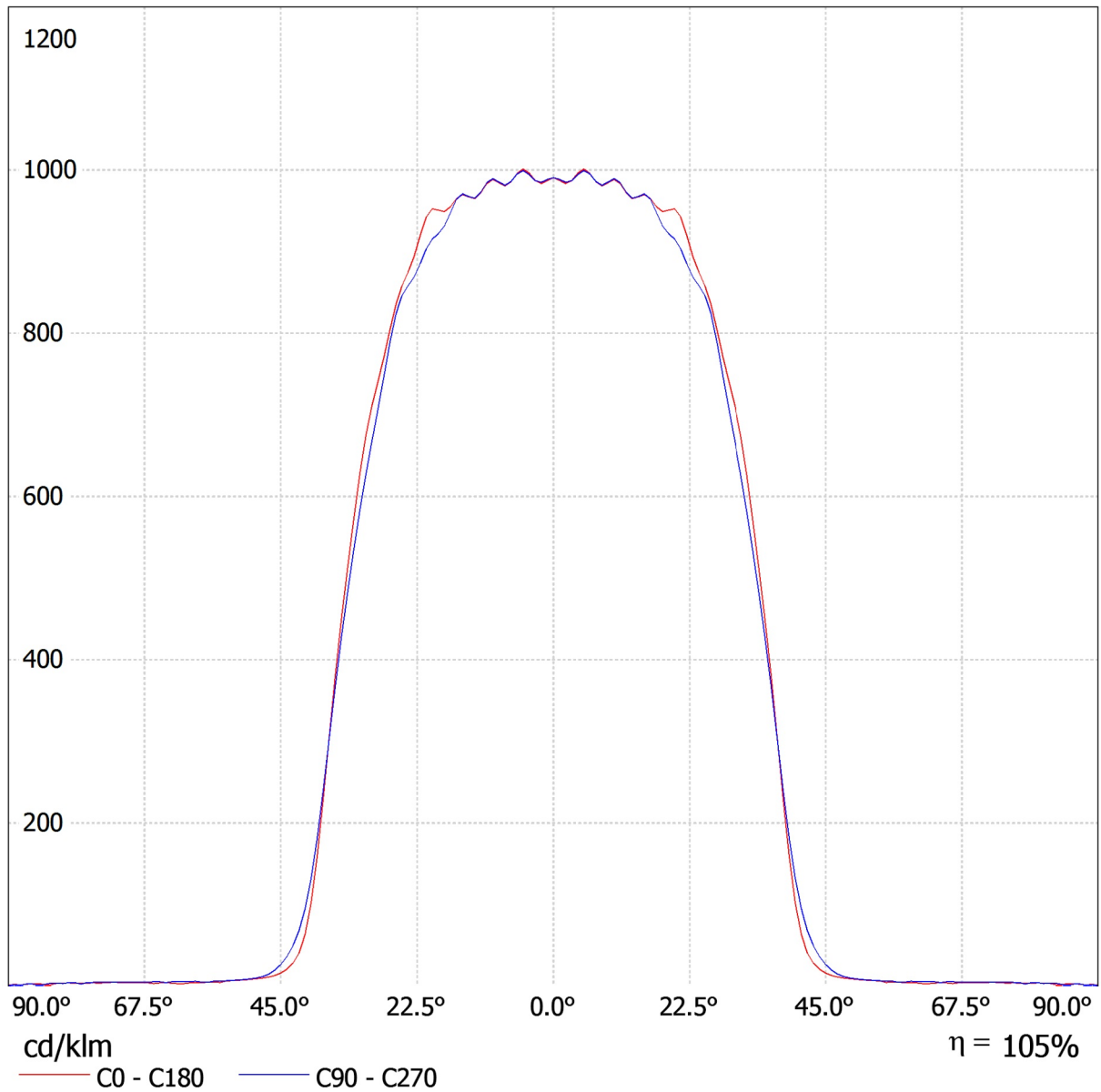
cd/klm
— C0 - C180 — C90 - C270

$\eta = 105\%$

Operator
Telephone
Fax
e-Mail

GlacialLight GL-BL60-WW-3000K-70D-Lens-with lampshade / LDC (Linear)

Luminaire: GlacialLight GL-BL60-WW-3000K-70D-Lens-with lampshade
Lamps: 1 x Bay Light



Operator
Telephone
Fax
e-Mail

GlacialLight GL-BL60-WW-3000K-70D-Lens-with lampshade / UGR-Table

Luminaire: GlacialLight GL-BL60-WW-3000K-70D-Lens-with lampshade
Lamps: 1 x Bay Light

Glare Evaluation According to UGR											
ρ Ceiling	70	70	50	50	30	70	70	50	50	30	
ρ Walls	50	30	50	30	30	50	30	50	30	30	
ρ Floor	20	20	20	20	20	20	20	20	20	20	
Room Size X Y		Viewing direction at right angles to lamp axis					Viewing direction parallel to lamp axis				
2H	2H	17.4	18.0	17.6	18.2	18.4	17.3	18.0	17.6	18.2	18.3
	3H	17.3	17.8	17.5	18.1	18.3	17.2	17.8	17.5	18.0	18.3
	4H	17.2	17.8	17.5	18.0	18.3	17.1	17.7	17.4	18.0	18.2
	6H	17.1	17.7	17.5	17.9	18.2	17.1	17.6	17.4	17.9	18.2
	8H	17.1	17.6	17.4	17.9	18.2	17.1	17.6	17.4	17.9	18.2
	12H	17.1	17.6	17.4	17.9	18.2	17.0	17.5	17.4	17.8	18.1
4H	2H	17.2	17.7	17.5	18.0	18.2	17.1	17.7	17.4	17.9	18.2
	3H	17.0	17.5	17.4	17.8	18.1	17.0	17.5	17.3	17.8	18.1
	4H	17.0	17.4	17.4	17.7	18.1	17.0	17.4	17.3	17.7	18.0
	6H	16.9	17.3	17.3	17.6	18.0	16.9	17.3	17.3	17.6	18.0
	8H	16.9	17.2	17.3	17.6	18.0	16.9	17.2	17.3	17.6	18.0
	12H	16.9	17.2	17.3	17.6	18.0	16.9	17.2	17.3	17.6	18.0
8H	4H	16.9	17.2	17.3	17.6	18.0	16.9	17.2	17.3	17.5	17.9
	6H	16.8	17.1	17.3	17.5	17.9	16.8	17.1	17.3	17.5	17.9
	8H	16.8	17.0	17.3	17.5	17.9	16.8	17.0	17.3	17.5	17.9
	12H	16.8	16.9	17.3	17.4	17.9	16.8	17.0	17.3	17.4	17.9
12H	4H	16.9	17.1	17.3	17.5	17.9	16.8	17.1	17.3	17.5	17.9
	6H	16.8	17.0	17.3	17.4	17.9	16.8	17.0	17.3	17.4	17.9
	8H	16.8	16.9	17.3	17.4	17.9	16.8	16.9	17.3	17.4	17.9
Variation of the observer position for the luminaire distances S											
S = 1.0H	+5.9 / -10.8					+5.6 / -8.9					
S = 1.5H	+8.7 / -10.9					+8.4 / -9.5					
S = 2.0H	+10.7 / -11.8					+10.4 / -9.9					
Standard table	BK00					BK00					
Correction Summand	-1.0					-1.0					
Corrected Glare Indices referring to 5900lm Total Luminous Flux											

The UGR values have been calculated according to CIE Publ. 117 Spacing-to-Height-Ratio = 0.25.

Operator
Telephone
Fax
e-Mail

GlacialLight GL-BL60-WW-3000K-70D-Lens-with lampshade / Luminous intensity table

Luminaire: GlacialLight GL-BL60-WW-3000K-70D-Lens-with lampshade
Lamps: 1 x Bay Light

Gamma	C 0°	C 15°	C 30°	C 45°	C 60°	C 75°	C 90°
0.0°	991	991	991	991	991	991	991
5.0°	1001	1002	1002	1002	1002	1001	999
10.0°	988	998	994	991	998	989	989
15.0°	970	980	988	988	972	968	971
20.0°	952	958	950	940	931	923	915
25.0°	858	867	860	859	857	852	846
30.0°	710	715	705	690	693	678	666
35.0°	450	451	420	414	431	428	427
40.0°	102	97	111	133	148	135	132
45.0°	16	16	22	24	29	27	27
50.0°	8.55	7.22	7.24	7.66	8.65	8.91	9.19
55.0°	4.76	5.77	4.93	5.36	6.03	6.38	6.50
60.0°	4.40	4.82	2.36	4.41	5.36	2.70	6.07
65.0°	4.29	1.89	5.30	4.77	4.30	4.40	5.67
70.0°	4.66	4.42	5.17	4.70	5.18	6.23	5.26
75.0°	3.62	4.17	5.23	2.70	5.99	6.87	5.08
80.0°	4.35	4.30	1.83	4.44	5.46	4.98	4.58
85.0°	3.45	4.32	3.72	4.26	4.40	4.73	1.51
90.0°	1.52	1.70	1.44	1.04	2.13	1.80	0.91

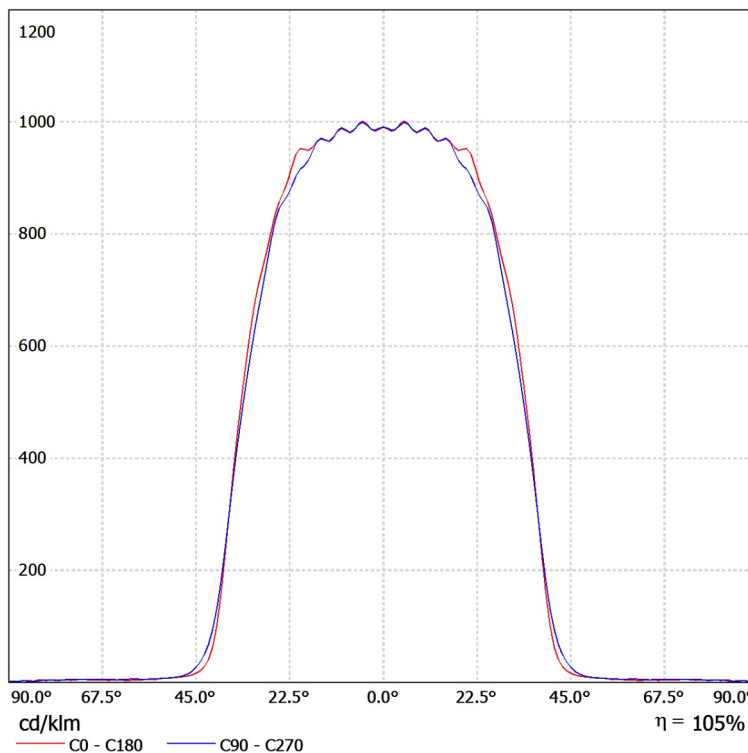
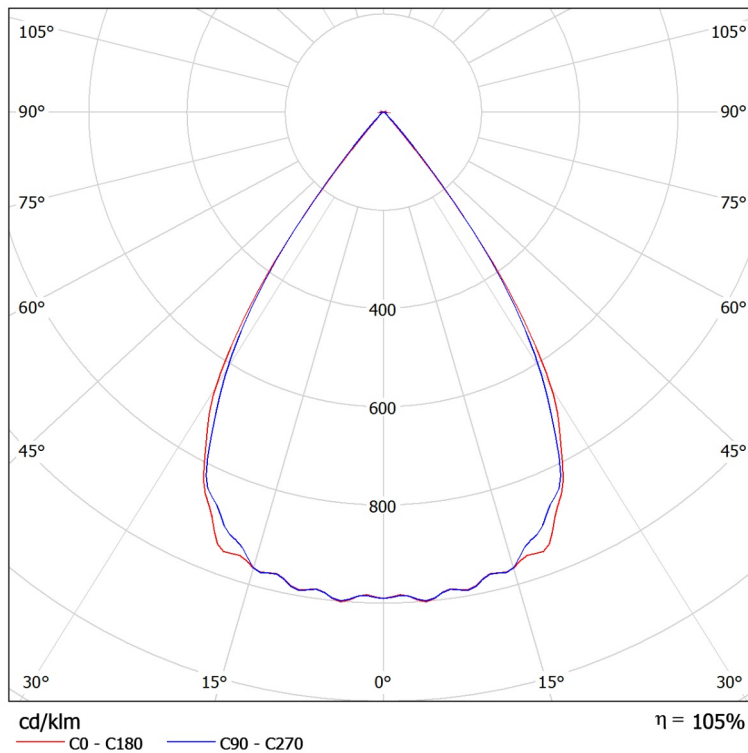
Values in cd/klm

Operator
Telephone
Fax
e-Mail

GlacialLight GL-BL60-WW-3000K-70D-Lens-with lampshade / LDC Data Sheet

Luminaire: GlacialLight GL-BL60-WW-3000K-70D-Lens-with lampshade

Lamps: 1 x Bay Light



Operator
Telephone
Fax
e-Mail

GlacialLight GL-BL60-WW-3000K-70D-Lens-with lampshade / Glare Data Sheet

Luminaire: GlacialLight GL-BL60-WW-3000K-70D-Lens-with lampshade

Lamps: 1 x Bay Light

Glare Evaluation According to UGR											
ρ Ceiling	70	70	50	50	30	70	70	50	50	30	
ρ Walls	50	30	50	30	30	50	30	50	30	30	
ρ Floor	20	20	20	20	20	20	20	20	20	20	
Room Size X Y		Viewing direction at right angles to lamp axis					Viewing direction parallel to lamp axis				
2H	2H	17.4	18.0	17.6	18.2	18.4	17.3	18.0	17.6	18.2	18.3
	3H	17.3	17.8	17.5	18.1	18.3	17.2	17.8	17.5	18.0	18.3
	4H	17.2	17.8	17.5	18.0	18.3	17.1	17.7	17.4	18.0	18.2
	6H	17.1	17.7	17.5	17.9	18.2	17.1	17.6	17.4	17.9	18.2
	8H	17.1	17.6	17.4	17.9	18.2	17.1	17.6	17.4	17.9	18.2
4H	12H	17.1	17.6	17.4	17.9	18.2	17.0	17.5	17.4	17.8	18.1
	2H	17.2	17.7	17.5	18.0	18.2	17.1	17.7	17.4	17.9	18.2
	3H	17.0	17.5	17.4	17.8	18.1	17.0	17.5	17.3	17.8	18.1
	4H	17.0	17.4	17.4	17.7	18.1	17.0	17.4	17.3	17.7	18.0
	6H	16.9	17.3	17.3	17.6	18.0	16.9	17.3	17.3	17.6	18.0
8H	8H	16.9	17.2	17.3	17.6	18.0	16.9	17.2	17.3	17.6	18.0
	12H	16.9	17.2	17.3	17.6	18.0	16.9	17.2	17.3	17.6	18.0
	4H	16.9	17.2	17.3	17.6	18.0	16.9	17.2	17.3	17.5	17.9
	6H	16.8	17.1	17.3	17.5	17.9	16.8	17.1	17.3	17.5	17.9
	8H	16.8	17.0	17.3	17.5	17.9	16.8	17.0	17.3	17.5	17.9
12H	12H	16.8	16.9	17.3	17.4	17.9	16.8	17.0	17.3	17.4	17.9
	4H	16.9	17.1	17.3	17.5	17.9	16.8	17.1	17.3	17.5	17.9
	6H	16.8	17.0	17.3	17.4	17.9	16.8	17.0	17.3	17.4	17.9
	8H	16.8	16.9	17.3	17.4	17.9	16.8	16.9	17.3	17.4	17.9
	8H	16.8	16.9	17.3	17.4	17.9	16.8	16.9	17.3	17.4	17.9
Variation of the observer position for the luminaire distances S											
S = 1.0H	+5.9 / -10.8					+5.6 / -8.9					
S = 1.5H	+8.7 / -10.9					+8.4 / -9.5					
S = 2.0H	+10.7 / -11.8					+10.4 / -9.9					
Standard table	BK00					BK00					
Correction Summand	-1.0					-1.0					
Corrected Glare Indices referring to 5900lm Total Luminous Flux											

The UGR values have been calculated according to CIE Publ. 117 Spacing-to-Height-Ratio = 0.25.

